

# Domekt R 400 H

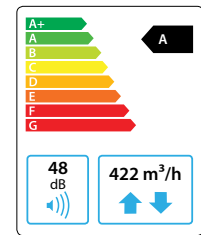
Maximal air flow, m <sup>3</sup> /h	422
Unit weight, kg	45
Supply voltage, V	1~230
Maximal operating current, A	HE 6,3
Thermal efficiency of heat recovery, %	84
Reference flow rate, m <sup>3</sup> /s	0,082
Reference pressure difference, Pa	50
SPI, W/(m <sup>3</sup> /h)	0,35
Filters dimensions BxHxL, mm	410x200x46
Electric power input of the fan drive at reference flow rate, W	55
Electric power input of the fan drive at maximum flow rate, W	126
Electric air heater capacity, kW / Δt, °C	1/9,4
Control panel	C6.1 / C6.2
Maintenance space, mm	650



C6.1



C6.2



## Acoustic data

A-weighted sound power level  $L_{WA}$ , dB(A) at reference flow rate

Supply inlet	60
Supply outlet	69
Exhaust inlet	60
Exhaust outlet	69
Casing	48

A-weighted sound pressure level  $L_{pA}$ , dB(A)

10 m<sup>2</sup> normally isolated room, distance from casing – 3 m.

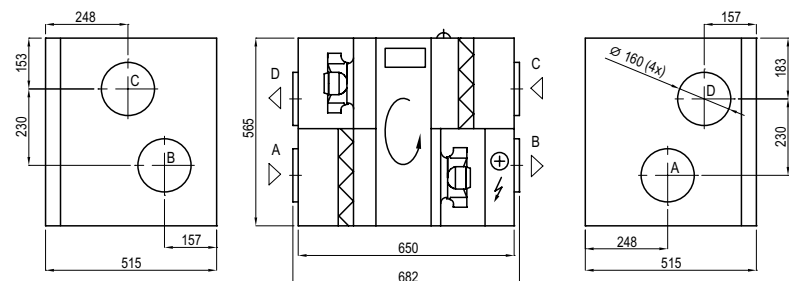
Surroundings	37
--------------	----

## Temperature efficiency

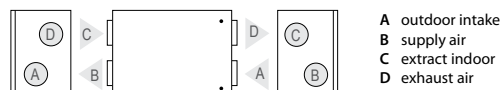
Outside temperature, °C	Winter					Summer		
	-23	-15	-10	-5	0	25	30	35
After heat exchanger, °C	13,4	14,9	15,9	16,8	17,8	22,6	23,5	24,5

indoor +22°C, 20 % RH

### Shown as right (R1)



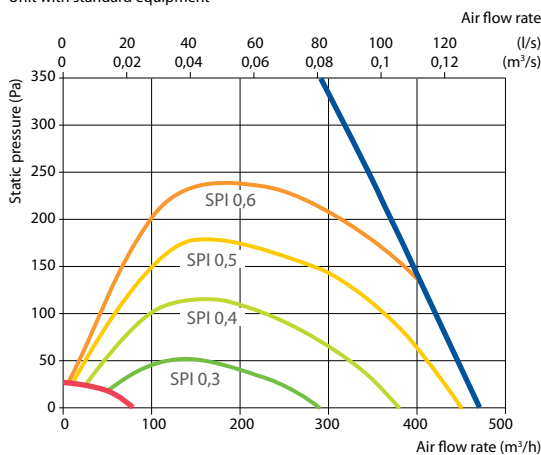
### Shown as left (L1)



- A outdoor intake
- B supply air
- C extract indoor
- D exhaust air

## Performance

Unit with standard equipment



## Accessories (p. 123)

Closing damper	AGUJ-M-160+LF230/LM230
Silencer	A/D AGS-160-50-600-M
	B/C AGS-160-50-900-M
Water heater	DH-160
PPU	PPU-HW-3R-15-0,4-W1

2-way valve (water heater)	VVP47.10-0,4
Water cooler	DCW-0,4-3 / DHCW-160
2-way valve (water cooler)	VVP47.10-1,6
DX cooler	DCF-0,4-3
Cooling unit	MOU-12HFN8+KA8140