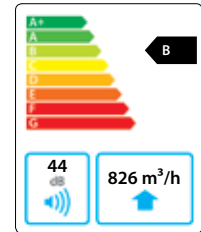


Domekt S 800 F

Maximal air flow, m ³ /h	826
Unit weight, kg	37
Reference flow rate, m ³ /s	0,161
Reference pressure difference, Pa	50
SPI, W/(m ³ /h)	0,14
Filters dimensions B×H×L, mm	371×287×46
Electric power input of the fan drive at reference flow rate, W	75
Electric power input of the fan drive at maximum flow rate, W	181
Control panel	C5.1
Maintenance space, mm	400



C5.1



Acoustic data

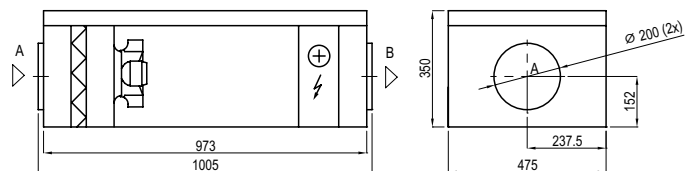
A-weighted sound power level L_{WA} , dB(A)
at reference flow rate

Supply inlet	60
Supply outlet	65
Casing	44

A-weighted sound pressure level L_{PA} , dB(A)

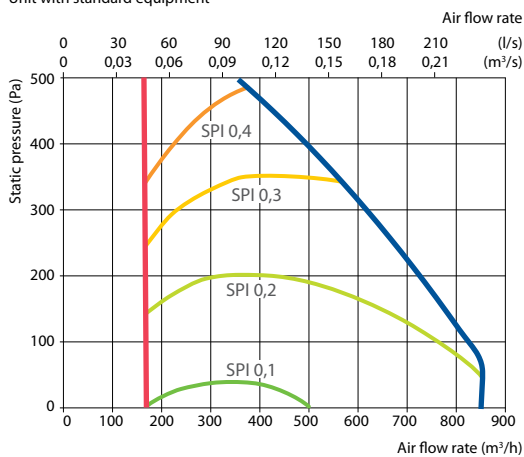
10 m² normally isolated room, distance from casing – 3 m.

Surroundings	33
--------------	----



Performance

Unit with standard equipment



Technical data

Supply air handling unit	Supply voltage, V	Air heater capacity, kW	Maximal operating current, A	ΔT, °C
Domekt S 800 F-HE/6	3~400	6,0	10,3	20,2
Domekt S 800 F-HE/9	3~400	9,0	14,6	30,3
Domekt S 800 F-HW	1~230	-	1,9	-

Hot water air heater

Water temperature in/out, °C	80/60	70/50	60/40
Capacity, kW	6,3	5,2	4,1
Flow rate, dm ³ /h	277	230	181
Pressure drop, kPa	4,8	3,8	3
Temperature in/out, °C	-5/20,0	-5/15,9	-5/11,6
Maximal capacity, kW	6,3	5,2	4,1
Connection, "		½	

Accessories (p. 123)

Closing damper	AGUJ-M-200+LF24/LM24
Silencer	A AGS-200-50-600-M
	B AGS-200-50-900-M
PPU	PPU-HW-3R-15-1,6-W2
Air heater-cooler	DCW-0,9-6
2-way valve	VVP47.15-2,5+SSP61
DX cooler	DCF-0,9-6
Cooling unit	MOU-18HFN8+KA8140