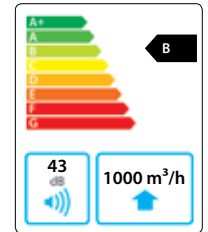


Domekt S 1000 F

Maximal air flow, m ³ /h	1000
Unit weight, kg	46
Reference flow rate, m ³ /s	0,194
Reference pressure difference, Pa	50
SPI, W/(m ³ /h)	0,12
Filters dimensions BxHxL, mm	558x287x46
Electric power input of the fan drive at reference flow rate, W	82
Electric power input of the fan drive at maximum flow rate, W	182
Control panel	C5.1
Maintenance space, mm	400



C5.1



Acoustic data

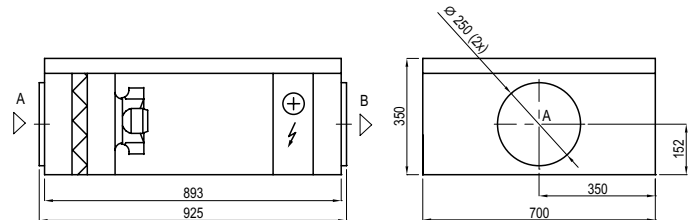
A-weighted sound power level L_{WA} dB(A)
at reference flow rate

Supply inlet	60
Supply outlet	66
Casing	43

A-weighted sound pressure level L_{PA} dB(A)

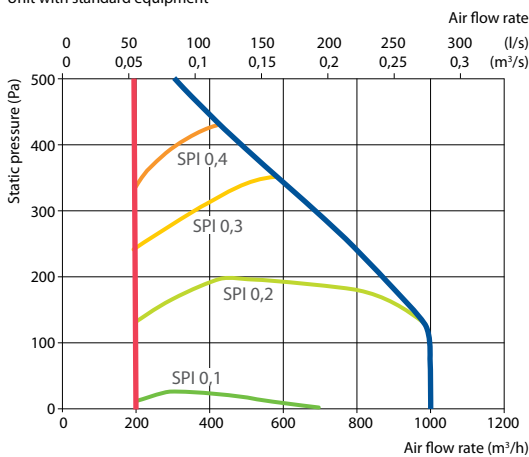
10 m² normally isolated room, distance from casing – 3 m.

Surroundings	32
--------------	----



Performance

Unit with standard equipment



Technical data

Supply air handling unit	Supply voltage, V	Air heater capacity, kW	Maximal operating current, A	ΔT , °C
Domekt S 1000 F-HE/9	3~400	9,0	14,6	25
Domekt S 1000 F-HE/15	3~400	15,0	23,3	41,7
Domekt S 1000 F-HW	1~230	–	1,9	–

Hot water air heater

Water temperature in/out, °C	80/60	70/50	60/40
Capacity, kW	8,1	8,0	6,5
Flow rate, dm ³ /h	358	351	286
Pressure drop, kPa	8,1	7,9	6,0
Temperature in/out, °C	-5/20	-5/19,7	-5/15,2
Maximal capacity, kW	9,4	8,0	6,5
Connection, "		1/2	

Accessories (p. 123)

Closing damper	AGUJ-M-250+LF24/LM24
Silencer	A AGS-250-50-900-M
	B AGS-250-50-1200-M
PPU	PPU-HW-3R-15-1.6-W2
Air heater-cooler	DCW-0,9-6
2-way valve	VVP47.15-2,5+SSP61
DX cooler	DCF-0,9-6
Cooling unit	MOU-18HFN8+KA8140