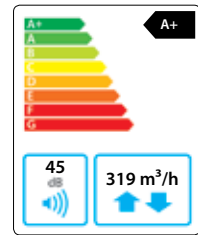


# Domekt CF 300 V

Maximal air flow, m <sup>3</sup> /h	319
Unit weight, kg	42
Supply voltage, V	1~230
Maximal operating current, A	HE 8,3
Thermal efficiency of heat recovery, %	88
Reference flow rate, m <sup>3</sup> /s	0,062
Reference pressure difference, Pa	50
SPI, W/(m <sup>3</sup> /h)	0,29
Filters dimensions BxHxL, mm	365x132x46
Electric power input of the fan drive at reference flow rate, W	34
Electric power input of the fan drive at maximum flow rate, W	91
Electric air heater capacity, kW / Δt, °C	0,5 / 6,2
Electric preheater capacity, kW / Δt, °C	1 / 12,4
Control panel	C6.1 / 6.2
Maintenance space, mm	600



C6.1



C6.2

## Acoustic data

A-weighted sound power level  $L_{WA}$ , dB(A) at reference flow rate

Supply inlet	49
Supply outlet	65
Exhaust inlet	49
Exhaust outlet	65
Casing	45

A-weighted sound pressure level  $L_{PA}$ , dB(A)

10 m<sup>2</sup> normally isolated room, distance from casing – 3 m.

Surroundings	34
--------------	----

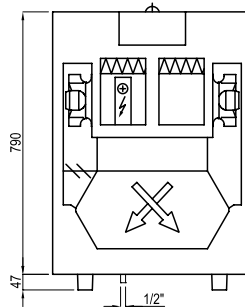
## Temperature efficiency

Outside temperature, °C	Winter					Summer		
	-23	-15	-10	-5	0	25	30	35
After heat exchanger*, °C	16,9*	17,6*	17,7*	17,7	18,4	22,5	23,3	24,1

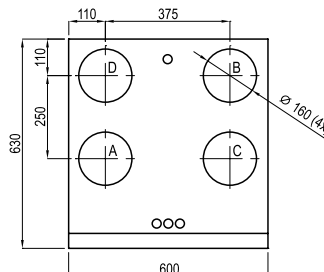
indoor +22°C, 20% RH.

\* calculations made after evaluation of the preheater.

## Shown as right (R1)



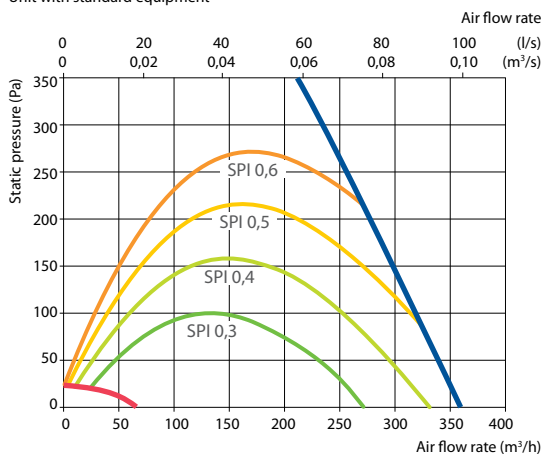
## Shown as left (L1)



- A outdoor intake
- B supply air
- C extract indoor
- D exhaust air

## Performance

Unit with standard equipment



## Accessories (p. 123)

Closing damper	AGUJ-M-160+LF230/LM230
	A/D AGS-160-50-600-M
Silencer	B/C AGS-160-50-900-M
Water heater	DH-160
PPU	PPU-HW-3R-15-0,4-W2

2-way valve (water heater)	VVP47.10-0,4
Water cooler	DCW-0,4-3 / DHCW-160
2-way valve (water cooler)	VVP47.10-1,6
DX cooler	DCF-0,4-3
Cooling unit	MOU-12HFN8+KA8140