

Verso R 1300 F

| | |
|---|------------|
| Nominal air flow according to ErP 2018, m ³ /h | 1200 |
| Panel thickness, mm | 50 |
| Unit weight, kg | 144 |
| Supply voltage HE, V | 3~400 |
| Supply voltage HW, V | 1~230 |
| Maximal operating current HE, A | 10,7 |
| Maximal operating current HW, A | 6,7 |
| Filters dimensions BxHxL, mm | 410x420x46 |
| Electric power input of the fan drive at maximum flow rate, W | 370 |
| Electric air heater capacity, kW / Δt, °C | 3 / 5,4 |
| Control panel | C5.1 |
| Maintenance space, mm | 400 |



C5.1

Acoustic data

A-weighted sound power level $L_{w,ar}$ dB(A) at nominal flow rate

| | |
|----------------|----|
| Supply inlet | 64 |
| Supply outlet | 73 |
| Exhaust inlet | 63 |
| Exhaust outlet | 72 |
| Casing | 54 |

A-weighted sound pressure level $L_{p,ar}$ dB(A)

10 m² normally isolated room, distance from casing – 3 m.

| | |
|--------------|----|
| Surroundings | 44 |
|--------------|----|

Temperature efficiency

| Outside temperature, °C | Winter | | | | | Summer | | |
|--------------------------|--------|------|------|------|------|--------|------|------|
| | -23 | -15 | -10 | -5 | 0 | 25 | 30 | 35 |
| After heat exchanger, °C | 10,0 | 12,1 | 13,5 | 14,8 | 16,1 | 22,8 | 24,1 | 25,5 |

indoor +22°C, 20% RH

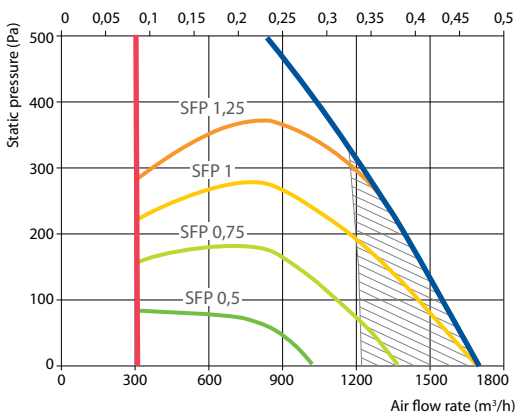
Hot water duct air heater (DH)*

| Water temperature in/out, °C | Winter | | |
|-------------------------------|-------------|-------|-------|
| | 80/60 | 70/50 | 60/40 |
| Capacity, kW | 4,8 | 4,8 | 4,8 |
| Flow rate, dm ³ /h | 214 | 213 | 212 |
| Pressure drop, kPa | 10,9 | 11,0 | 11 |
| Temperature in/out, °C | 10,0 / 22,0 | | |
| Maximal capacity, kW | 12,4 | 10,2 | 8,0 |
| Connection, " | ½ | | |

* option

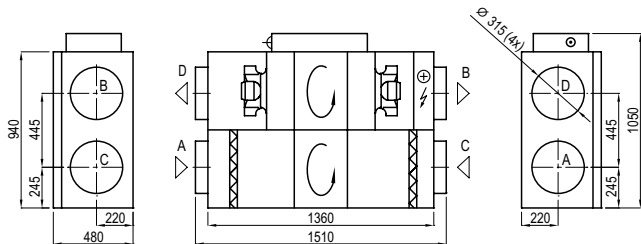
Performance

Supply air filter F7, exhaust air filter M5

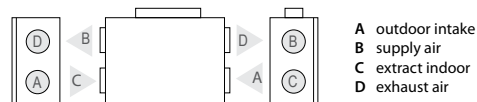


Does not conform to ErP2018 requirements

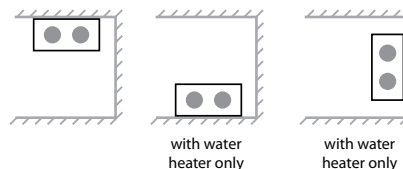
Shown as right (R1)



Shown as left (L1)



Mounting positions



Accessories (p. 123)

| | |
|-------------------|------------------------|
| Closing damper | AGUJ-M-315+LF24/LM24 |
| Silencer | A/D AGS-315-100-900-M |
| | B/C AGS-315-100-1200-M |
| Water heater | DH-315 |
| PPU | PPU-HW-3R-15-1-W2 |
| Air heater-cooler | DCW-1,2-8 / DHCW-315 |
| 2-way valve | VVP47.15-2,5+SSP61 |
| DX cooler | DCF-1,2-8 |
| Cooling unit | MOU 24HFN8+KA8243 |