

# Verso R 3000 F

Nominal air flow according to ErP 2018, m <sup>3</sup> /h	3300
Panel thickness, mm	50
Unit weight, kg	289
Supply voltage HE, V	3~400
Supply voltage HW, V	3~400
Maximal operating current HE, A	19,9
Maximal operating current HW, A	7,1
Filters dimensions BxHxL, mm	560x540x96
Electric power input of the fan drive at maximum flow rate, W	720
Electric air heater capacity, kW / Δt, °C	9/7,6
Control panel	C5.1
Maintenance space, mm	600



C5.1

## Acoustic data

A-weighted sound power level  $L_{WA}$ , dB(A) at nominal flow rate

Supply inlet	72
Supply outlet	84
Exhaust inlet	71
Exhaust outlet	85
Casing	60

A-weighted sound pressure level  $L_{PA}$ , dB(A)

10 m<sup>2</sup> normally isolated room, distance from casing – 3 m.

Surroundings	49
--------------	----

## Temperature efficiency

Outside temperature, °C	Winter					Summer		
	-23	-15	-10	-5	0	25	30	35
After heat exchanger, °C	12,8	14,5	15,5	16,5	17,5	22,6	23,6	24,6

indoor +22°C, 20% RH

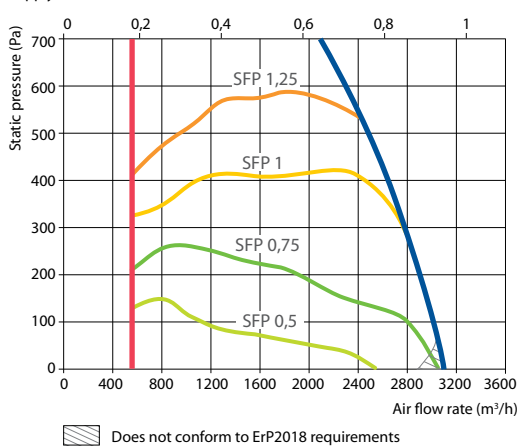
## Hot water air heater (SVK)\*

Water temperature in/out, °C	Winter		
	80/60	70/50	60/40
Capacity, kW	10,2	10,2	10,2
Flow rate, dm <sup>3</sup> /h	450	448	446
Pressure drop, kPa	8,1	8,2	8,3
Temperature in/out, °C	12,8 / 22,0		
Maximal capacity, kW	26,0	21,1	16,1
Connection, "	½		

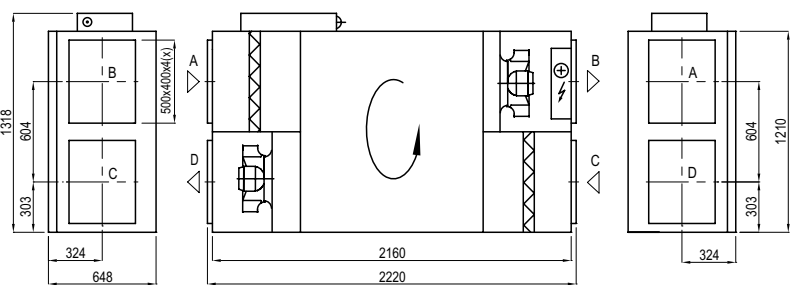
\* option

## Performance

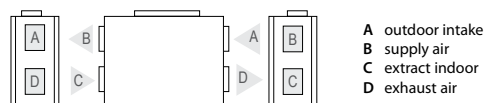
Supply air filter F7, exhaust air filter M5



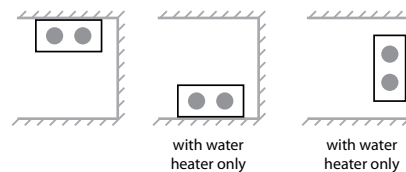
## Shown as right (R1)



## Shown as left (L1)



## Mounting positions



## Accessories (p. 123)

Closing damper	SRU-M-500x400+LF24/LM24
Silencer	A/D STS-IVR3BA-600-400-700-S
	B/C STS-IVR3BA-600-400-1250-S
Water heater	SVK-700x400-2R
PPU	PPU-HW-3R-15-1.6-W2
Air heater-cooler	DCW-3,0-20
2-way valve	VVP45.25-6.3+SSB61
DX cooler	DCF-3,0-20-2
Cooling unit	2xMOU-36HFN8+KA8243