

RHP 600 U

Nominal air flow, m ³ /h	650
Panel thickness, mm	50
Unit weight, kg	194
Supply voltage, V	1~230
Maximal operating current, A	9,6 (RHP 3.7/3)
Maximal operating current, A	10,5 (RHP 4.4/3.8)
Filters dimensions B×H×L, mm	500×280×46
Electric power input of the fan drive at maximum flow rate, W	128
Electric air heater capacity, kW / Δt, °C	1 / 4,3
Refrigerant R134 A, kg	2,2
Control panel	C5.1
Maintenance space, mm	600



Acoustic data

A-weighted sound power level L_{WA} , dB(A)
at reference flow rate

Supply inlet	57
Supply outlet	70
Exhaust inlet	59
Exhaust outlet	69
Casing	52

A-weighted sound pressure level L_{pA} , dB(A)

10 m² normally isolated room, distance from casing – 3 m.

Surroundings	41
--------------	----

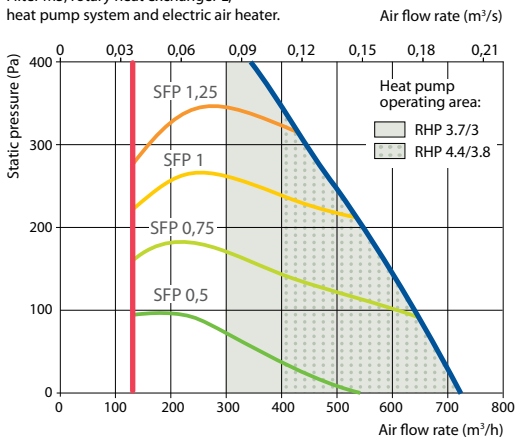
Temperature efficiency

Outside temperature, °C	Winter					Summer		
	-23	-15	-10	-5	0	25	30	35
After heat exchanger, °C	13,9	15,3	16,2	17,1	18,0	22,5	23,4	24,4

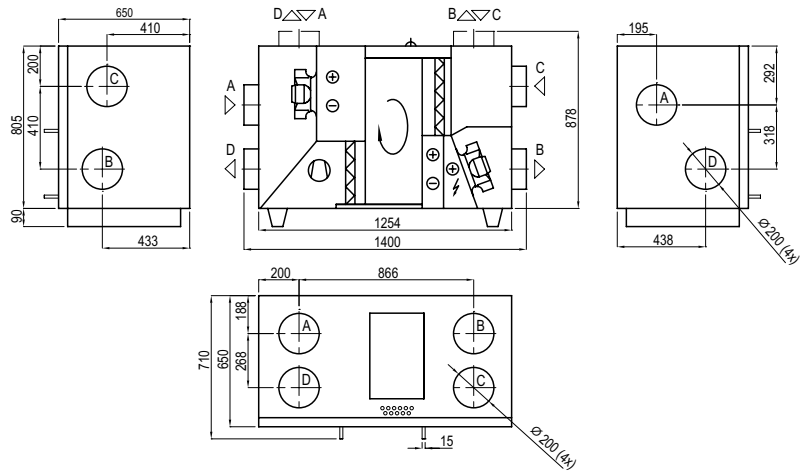
indoor +22°C, 20 % RH.

Performance

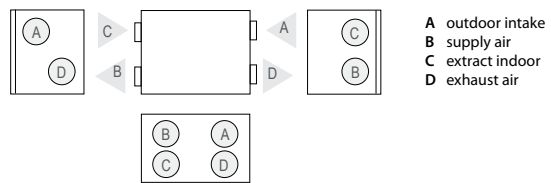
Filter M5, rotary heat exchanger L, heat pump system and electric air heater.



Shown as right (R1)



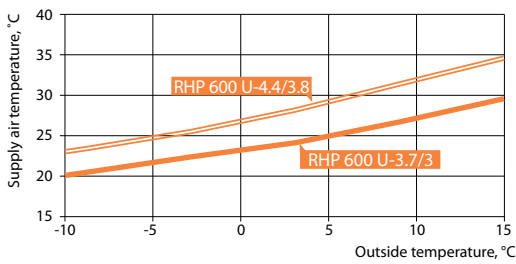
Shown as left (L1)



Accessories (p. 123)

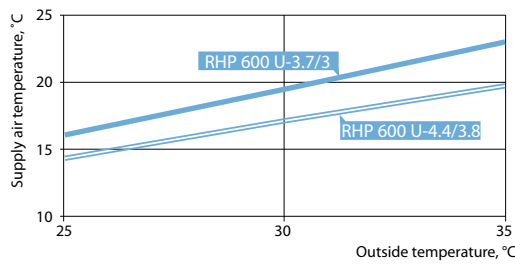
Closing damper	AGUJ-M-200+LF24/LM24
Silencer	A/D AGS-200-50-600-M
	B/C AGS-200-50-900-M

Heating mode



Application: 20 °C, RH 45% indoor.

Cooling mode



Application: 24 °C, RH 55% indoor.
Total (heating and cooling) – rotary heat recovery + heat pump.

Heat pump parameters

	RHP 600 U-3.7/3					RHP 600 U-4.4/3.8				
	Heating			Cooling		Heating			Cooling	
Outdoor temperature, °C	7	2	-7	35	27	7	2	-7	35	27
Outdoor air related humidity, %	86	84	74	40	45	86	84	74	40	45
Indoor air temperature, °C	20	20	20	27	21	20	20	20	27	21
Indoor air related humidity, %	50	50	45	40	50	50	50	45	40	50
Supply air temperature, °C	27,9	26,1	22,5	18	15,1	32,1	29,8	25,6	16,6	11,5
Heat pump heating/cooling power, kW	1,66	1,53	1,25	1,76	1,84	2,33	2,11	1,73	2,15	2,15
Heat pump heating/cooling power consumption, kW	0,4	0,38	0,34	0,49	0,38	0,62	0,58	0,52	0,73	0,62
System SCOP ^{1,2,3} , Average climate / System SEER ^{1,2,3}	13,3			4,52		9,7			4,7	
COP/EER	4,19	3,97	3,61	4,5	4,83	3,66	3,5	3,27	3,06	3,48

¹ Rotary heat exchanger wave size "L"
² Rotary heat exchanger + heat pump
³ According to EN 14825 standard