**CARATTERISTICHE:**

Diffusori multidirezionali a 4 vie con parte centrale asportabile.

COSTRUZIONE:

Alluminio verniciato bianco RAL 9010.

IMPIEGO:

A soffitto, in mandata e ripresa.

Altezza di installazione: 2,5-3,1 m.

FISSAGGIO:

Fissaggio a viti nascoste posizionate sul collo del diffusore.

ACCESSORI:

- Plenum in acciaio zincato standard o isolato, con o senza rete equalizzatrice.
- Serranda di taratura in acciaio zincato con alette a movimento contrapposto.

CHARACTERISTICS:

Multi-directional 4-way diffusers with removable central part.

CONSTRUCTION:

Aluminium powder coated white RAL 9010.

UTILIZATION:

For ceiling installation and for air intake and delivery. Installation height: 2,5-3,1 m.

FIXING:

By using screws on the diffuser neck.

ACCESSORIES:

- Galvanized steel plenum, standard or insulated, with or without equalizer sheet.
- Calibration damper made of galvanized steel and fins with opposite movement.

PREZZI - PRICES

■ STOCK

BxH	AQN	BOX	PALLET	SCN	PDZ1	PDZ11	PDZ2	PDZ12
mm	€	PEZZI PIECES	PEZZI PIECES	€	€	€	€	€
150x150		8	240					
225x225		8	128					
300x300		8	64					
375x375		8	48					
450x450		8	48					
600x600		6	42					

MISURE - MEASURES

BxH mm	A mm	B mm	C mm	D mm	E mm
150x150	128	144	294	50	240x240
225x225	203	219	369	50	315x315
300x300	278	294	444	50	390x390
375x375	353	369	519	50	465x465
450x450	428	444	594	50	540x540
600x600	580	597	745	50	690x690

ACCESSORI - ACESORIES

Attacco plenum PDZ1 PDZ2 - Spigot plenum PDZ1 PDZ2	
BxH mm	Ø D
150x150	122
225x225	147
300x300	197
375x375	197
450x450	247
600x600	297

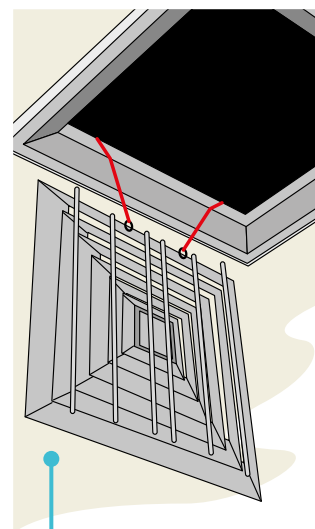
SAFETY INSTALLATION**SISTEMA DI SICUREZZA
SAFETY SYSTEM**

DIAGRAMMA SCELTA RAPIDA - QUICK SELECTION DIAGRAM

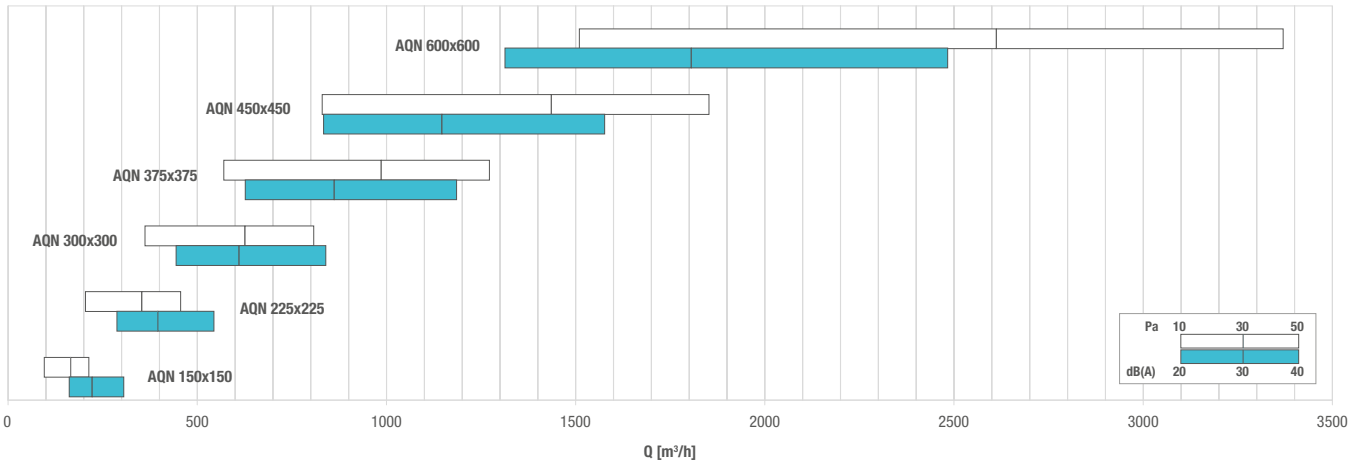
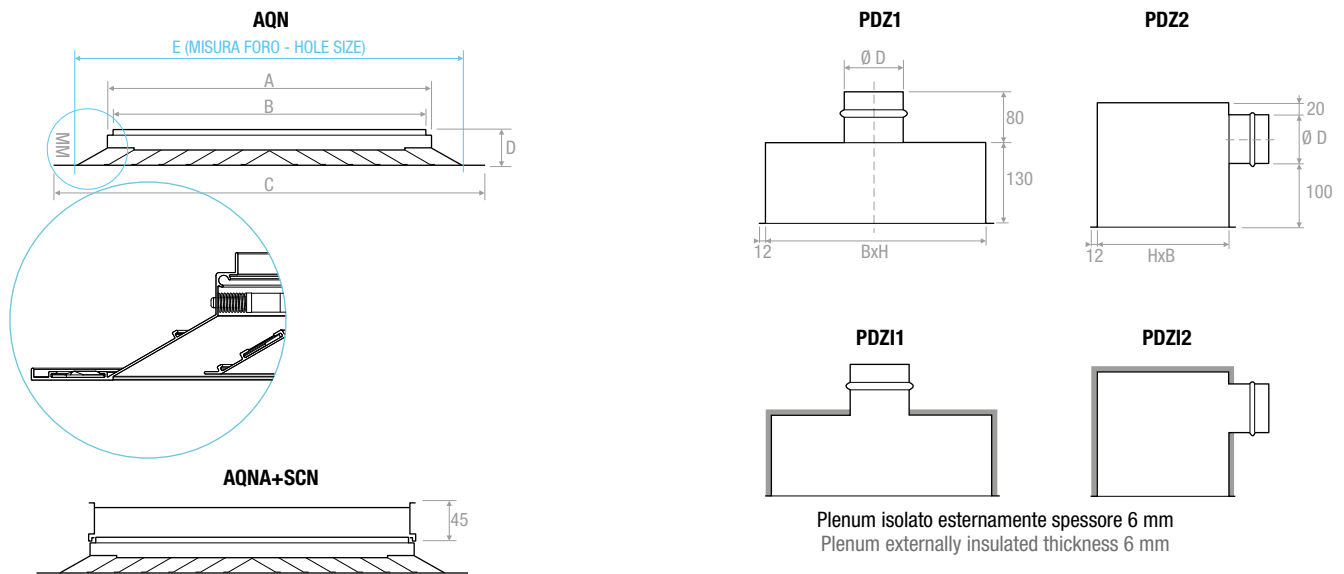



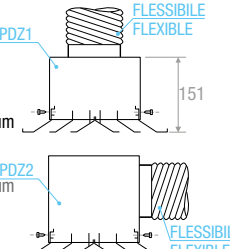
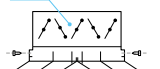
TABELLA DI SELEZIONE - SELECTION TABLE

BxH mm	A _v [m²]	No. Vie N. way	Q [m³/h]		L _{wa} [dB(A)]		X _{0,25} [m]		Dp _t [Pa]	
			min	max	min	max	min	max	min	max
AQN 150x150	0,0094	4	100	210	< 20	29	0,80	3,99	10	50
AQN 225x225	0,0194	4	200	460	< 20	34	0,92	4,61	10	50
AQN 300x300	0,0332	4	360	810	< 20	39	1,03	5,14	10	50
AQN 375x375	0,0511	4	570	1270	< 20	42	1,12	5,60	10	50
AQN 450x450	0,0729	4	830	1850	< 20	45	1,20	6,01	10	50
AQN 600x600	0,1284	4	1510	3370	24	50	1,35	6,73	10	50

DISEGNI - DRAWINGS



MONTAGGIO E RACCORDO - MOUNTING AND CONNECTIONS

<p>RACCORDO SUL CANALE QUADRATO CONNECTING TO SQUARE DUCT</p> <p>Inscatolare il diffusore nel canale. Fissare il diffusore con viti. Insert the diffuser into the duct. Fix the diffuser by screws.</p> 	<p>RACCORDO SUL CANALE FLESSIBILE CON PLENUM CONNECTING TO FLEXIBLE DUCT BY PLENUM</p> <p>Inscatolare il diffusore nel plenum PDZ1 PDZ2. Fissare il diffusore con viti. Insert the diffuser into the plenum PDZ1 PDZ2. Fix the diffuser by screws.</p> 	<p>TARATURA REFISTERING</p> <p>Possibilità di installare una serranda in ogni configurazione. Fissare con clips la serranda sul diffusore. It is possible to install a damper for any configuration. Fix the damper by clips on the diffuser.</p> 
--------------------------------------------------------------------------------------------------------------------------------------------------------------------------------------------------------------------------------------------------------------------------------------------------------------------	-------------------------------------------------------------------------------------------------------------------------------------------------------------------------------------------------------------------------------------------------------------------------------------------------------------------------------------------------------------------	----------------------------------------------------------------------------------------------------------------------------------------------------------------------------------------------------------------------------------------------------------------------------------------------------------------------------------------------------------------