

BQF

**CARATTERISTICHE:**

Griglie di ripresa a schermo forellato.

COSTRUZIONE:

Telaio in alluminio verniciato bianco RAL 9010.
Schermo in lamiera di acciaio verniciato bianco RAL 9010.

IMPIEGO:

A parete, in ripresa.

FISSAGGIO:

Fissaggio con clips o su richiesta con viti frontali.

ACCESSORI:

- Plenum in acciaio zincato standard o isolato.
- Serranda di taratura in acciaio zincato con alette a movimento contrapposto.
- Controtelaio di montaggio in lamiera di acciaio zincata.

CHARACTERISTICS:

Perfaced face return grilles.

CONSTRUCTION:

Frame made of RAL 9010 white painted aluminium.
Panel made of RAL 9010 white painted steel.

UTILIZATION:

For wall installation and for air intake.





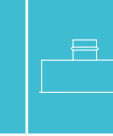
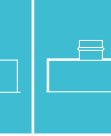

FIXING:

Fixing by using clips or frontal screws on demand.

ACCESSORIES:

- Galvanized steel plenum, standard or insulated.
- Calibration damper made of galvanized steel and fins with opposite movement.
- Mounting counterframes made of galvanized steel sheet.

PREZZI - PRICES

							
BxH	BQF	SC	CT	PBZ1	PBZ11	PBZ2	PBZ12
mm	€	€	€	€	€	€	€
300x300							
400x300							
500x300							
600x300							
800x300							
1000x300							
400x400							
500x400							
600x400							
800x400							
1000x400							
500x500							
600x500							
800x500							
1000x500							
600x600							
800x600							
1000x600							

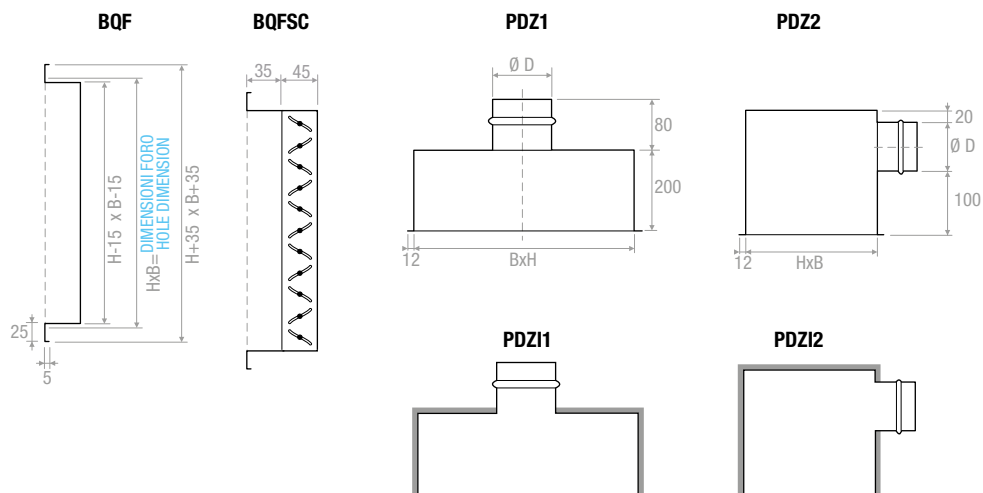
ACCESSORI - ACCESSORIES

SC: Serranda di taratura ad alette a movimento contrapposto - Opposed blade damper

CT: Controtelaio di fissaggio in lamiera d'acciaio zincata - Counterframes in galvanised steel sheet profile section

PBZ: Plenum di raccordo - Connecting plenum

DISEGNI - DRAWINGS



Plenum isolato esternamente spessore 6 mm
Plenum externally insulated thickness 6 mm

DIAGRAMMA SCELTA RAPIDA - QUICK SELECTION DIAGRAM

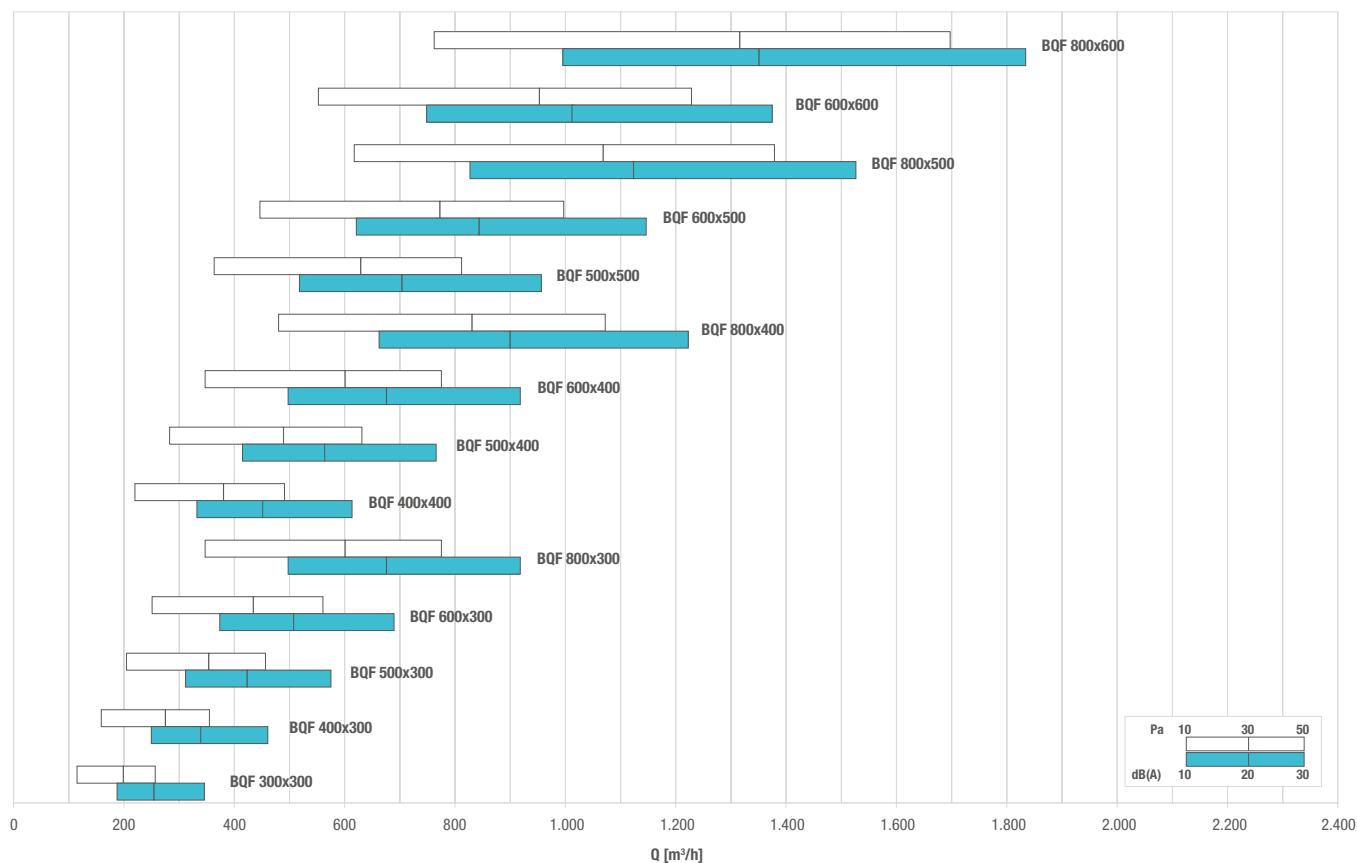


TABELLA DI SELEZIONE - SELECTION TABLE

Modello - Model	A _k [m²]	Q [m³/h]		L _{wa} [dB(A)]		Dp _t [Pa]	
		min	max	min	max	min	max
BQF 300x300	0,0305	120	260	-	21	10	50
BQF 400x300	0,0422	160	360	-	22	10	50
BQF 500x300	0,0543	200	460	-	23	10	50
BQF 600x300	0,0668	250	560	-	23	10	50
BQF 800x300	0,0924	350	780	-	25	10	50
BQF 1000x300	0,1190	450	1000	-	26	10	50
BQF 400x400	0,0584	220	490	-	23	10	50
BQF 500x400	0,0752	280	630	-	24	10	50
BQF 600x400	0,0924	350	780	-	25	10	50
BQF 800x400	0,1280	480	1070	-	26	10	50
BQF 1000x400	0,1647	620	1380	-	27	10	50
BQF 500x500	0,0968	360	810	-	25	10	50
BQF 600x500	0,1190	450	1000	-	26	10	50
BQF 800x500	0,1647	620	1380	-	27	10	50
BQF 1000x500	0,2120	790	1770	-	28	10	50
BQF 600x600	0,1462	550	1220	-	26	10	50
BQF 800x600	0,2025	760	1690	-	27	10	50
BQF 1000x600	0,2606	980	2180	-	28	10	50