

**CARATTERISTICHE:**

Diffusori circolari a geometria variabile.

**COSTRUZIONE:**

Campana in alluminio, alette in acciaio, finitura verniciata bianco RAL 9010.

**Diametro 630 mm con alette rinforzate.**

**IMPIEGO:**

A soffitto o a parete, in mandata.

Altezza di installazione: 2,5-20 m.

**FISSAGGIO:**

Fissaggio mediante viti sul collo del diffusore.

**ACCESSORI:**

- Plenum di raccordo in acciaio zincato con isolamento e serranda di taratura.
- Rete equalizzatrice.

**CHARACTERISTICS:**

Variable geometry circular diffusers.

**CONSTRUCTION:**

Bell in aluminium, fins in steel, finish painted white RAL 9010.

**Diameter 630 mm with reinforced blades.**

**UTILIZATION:**

For ceiling or wall installation and for air delivery.

Installation height: 2,5-20 m.

**FIXING:**

Fixing by screws on neck diffuser.

**ACCESSORIES:**

- Galvanized steel connecting plenum with insulation and calibration damper.
- Equalizer mesh.

**PREZZI - PRICES**

■ STOCK

							Serranda per plenum Damper for plenum	Equalizzatore per plenum Equalizer for plenum
mm	€	€	€	€	€	€	€	€
200								
250								
315								
400								
500								
630								

**DESCRIZIONI - DESCRIPTION:**

**DCG:** diffusore con alette orientabili manualmente e simultaneamente - diffuser with manually and simultaneously movable blades.

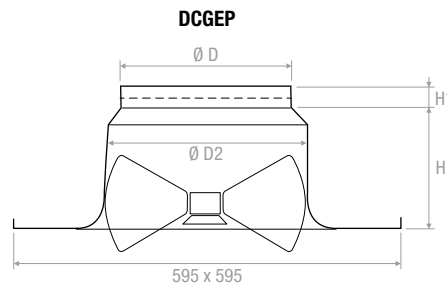
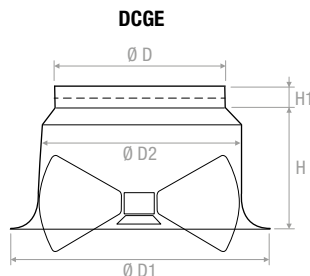
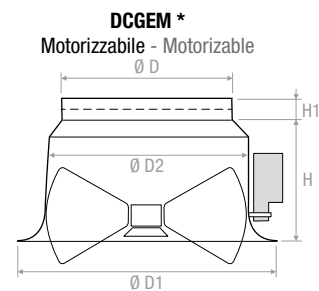
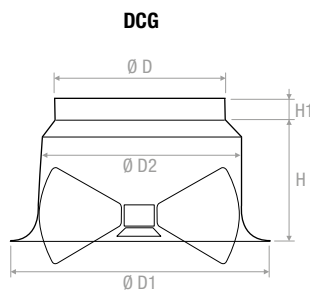
**DCGE:** diffusore con alette orientabili manualmente e simultaneamente con equalizzatore - diffuser with manually and simultaneously movable blades, with equalizer.

**DCGEM:** diffusore con alette orientabili simultaneamente motorizzabile, con equalizzatore - diffuser with simultaneously movable blades motorizable, with equalizer.

**DCGEP:** diffusore con alette orientabili manualmente e simultaneamente con equalizzatore, su pannello 595x595 - diffuser with manually and simultaneously movable blades, with equalizer, made on 595x595 panel.

**MISURE - MEASURES**

Dimensioni nominale BxH mm Nominal dimensions BxH mm	DCG				
	ØD	ØD1	ØD2	H	H1
200	198	316	242	174	40
250	248	404	315	200	40
315	313	472	375	235	40
400	398	601	460	260	50
500	498	787	570	315	60
630	628	903	700	320	65

**DISEGNI - DRAWINGS**

\*  
Fino al Ø 315 mm  
BELIMO LM 24 A ON/OFF  
BELIMO LM 24 ASR modulante

Dal Ø 400 mm al Ø 500 mm  
BELIMO NM 24 A ON/OFF  
BELIMO NM 24 ASR modulante

Ø 630 mm  
BELIMO SM 24 A ON/OFF  
BELIMO SM 24 ASR modulante

\*  
Till Ø 315 mm  
BELIMO LM 24 A ON/OFF  
BELIMO LM 24 ASR modulating

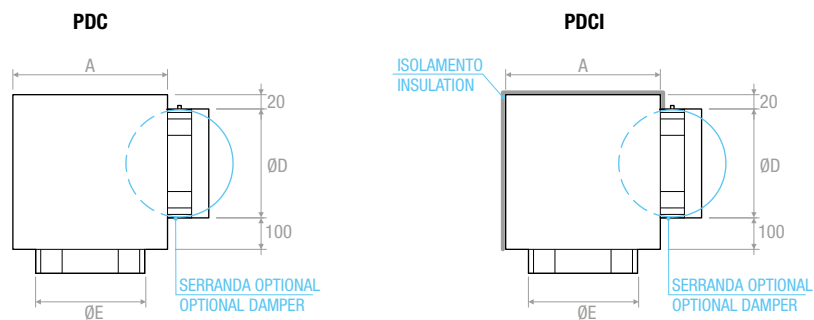
From Ø 400 mm to Ø 500 mm  
BELIMO NM 24 A ON/OFF  
BELIMO NM 24 ASR modulating

Ø 630 mm  
BELIMO SM 24 A ON/OFF  
BELIMO SM 24 ASR modulating

## MISURE - MEASURES

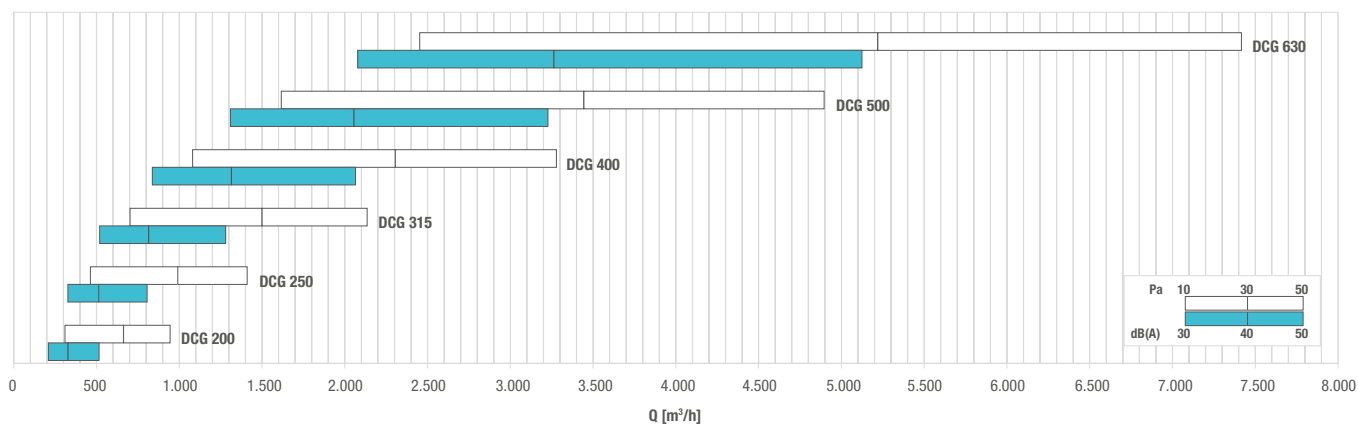
Dimensioni nominale BxH mm Nominal dimensions BxH mm	PLENUM ZINCATO mm - GALVANIZED PLENUM mm		
	AxA	ØD	ØE
200	300x300	196	202
250	350x350	246	252
315	400x400	311	317
400	500x500	351	403
500	600x600	446	503
630	700x700	496	633

## DISEGNI - DRAWINGS



## DIAGRAMMA SCELTA RAPIDA - QUICK SELECTION DIAGRAM

ALETTE INCLINATE A 45° - CURVED BLADES AT 45°



## TABELLA DI SELEZIONE - SELECTION TABLE

ALETTE INCLINATE A 45° - CURVED BLADES AT 45°

Modello - Model	$A_k$ [m <sup>2</sup> ]	Q [m <sup>3</sup> /h]		$L_{wa}$ [dB(A)]		$X_{(0,25)}$ [m]		$Dp_t$ [Pa]	
		min	max	min	max	min	max	min	max
DCG 200	0,0314	310	950	39	64	2,1	6,7	10	50
DCG 250	0,0491	460	1410	38	62	2,4	7,7	10	50
DCG 315	0,0779	700	2140	37	61	2,9	9,1	10	50
DCG 400	0,1257	1080	3280	36	60	3,6	11,2	10	50
DCG 500	0,1963	1620	4900	35	59	4,5	14,5	10	50
DCG 630	0,3117	2450	7420	34	58	6,1	20,9	10	50